

Whitworth-Gewinde BSW Norm BS 84

Whitworth threads BSW standards BS 84
Filetage Whitworth BSW norme BS 84
Filettatura Whitworth BSW norma BS 84

REIME NORIS

BSW

Bestell-Nr. / *Cat. No. / No. de Cat. / Cat. Nr.*	5000	5000	5000	5000
Typ / *Type / Type / Tipo*	V I	M II	F III	SATZ ST

BSW
BS 84

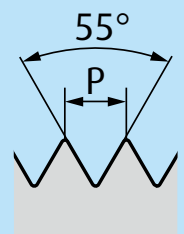

≈ DIN 352

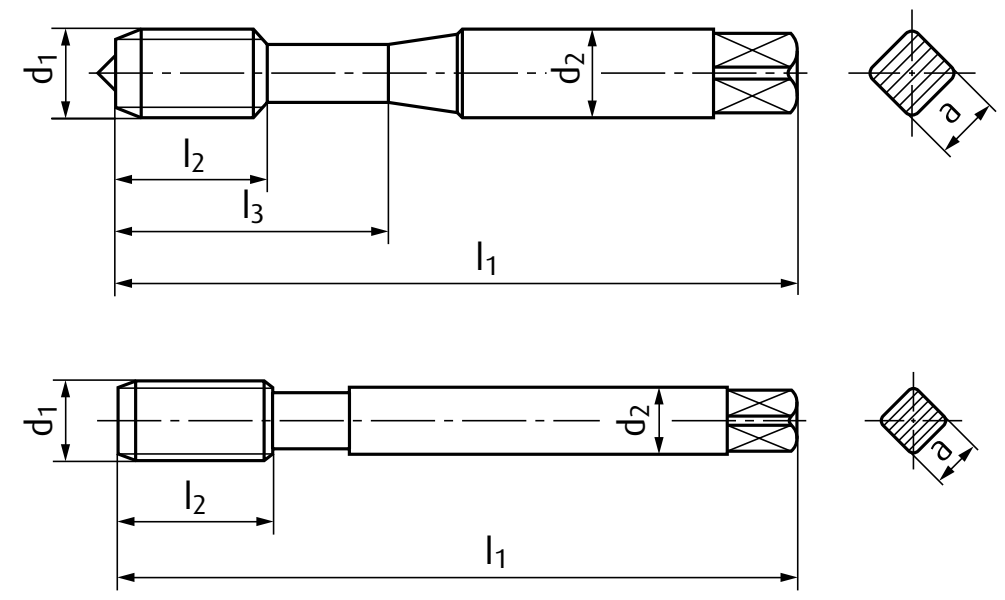

	V I	M II	F III	SATZ ST
Lochform / *Hole type / Types de trous / Forma dei fori*	max. 2 x D 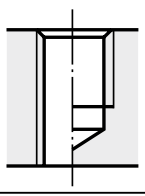	max. 2 x D 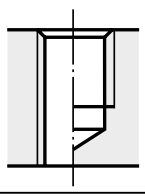	max. 2 x D 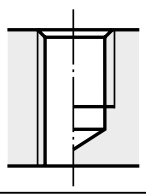	max. 2 x D 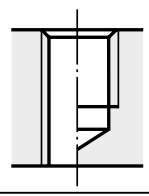
Oberfläche / *Surface / Surface / Superficie*				
Toleranz / *Tolerance / Tolérance / Tolleranza*	-	-	med X	med X
Anschnitt-Form / *Chamfer form / Forme d'entrée / Forma d'imbocco*	A / 5-6	D / 3-4	C / 2-3	C / 2-3

d_1 - P/1"	l_1	l_2	l_3	d_2	a	(drill)	HSSE	HSSE	HSSE	HSSE
1/16 - 60	32	8	-	2,5	2,1	1,15	5000AV5AA	5000AV6AA	5000AV7AA	5000AV4AA
3/32 - 48	40	9	-	2,8	2,1	1,85				
1/8 - 40	40	10	18	3,5	2,7	2,55	5000AWDAA	5000AWEAA	5000AWFAA	5000AWCAA
5/32 - 32	45	12	22	4,5	3,4	3,2				
3/16 - 24	50	14	25	6	4,9	3,7	5000AWLAA	5000AWMAA	5000AWNAA	5000AWKAA
7/32 - 24	56	16	28	6	4,9	4,5				
1/4 - 20	56	16	28	6	4,9	5,1	5000AWUAA	5000AWVAA	5000AWWAA	5000AWTAA
5/16 - 18	63	20	-	6	4,9	6,5	5000AWYAA	5000AWZAA	5000AW0AA	5000AWXAA
3/8 - 16	70	22	-	7	5,5	7,9	5000AW2AA	5000AW3AA	5000AW4AA	5000AW1AA
7/16 - 14	70	22	-	8	6,2	9,25	5000AW6AA	5000AW7AA	5000AW8AA	5000AW5AA
1/2 - 12	75	25	-	9	7	10,5	5000AXAAA	5000AXBAA	5000AXCAA	5000AW9AA
9/16 - 12	80	26	-	11	9	12				
5/8 - 11	80	27	-	12	9	13,5	5000AXIAA	5000AXJAA	5000AXKAA	5000AXHAA
3/4 - 10	95	32	-	14	11	16,5	5000AXMAA	5000AXNAA	5000AXPAA	5000AXLAA
7/8 - 9	100	32	-	18	14,5	19,25				
1 - 8	110	36	-	18	14,5	22	5000AXVAA	5000AXWAA	5000AXXAA	5000AXUAA
1 1/8 - 7	125	40	-	22	18	24,75	5000AXZAA	5000AX0AA	5000AX1AA	5000AXYAA
1 1/4 - 7	125	40	-	22	18	27,75	5000AX3AA	5000AX4AA	5000AX5AA	5000AX2AA
1 3/8 - 6	150	50	-	28	22	30,5	5000AX7AA	5000AX8AA	5000AX9AA	5000AX6AA
1 1/2 - 6	150	50	-	28	22	33,5	5000AYBAA	5000AYCAA	5000AYDAA	5000AYAAA
1 5/8 - 5	150	56	-	32	24	35,5				
1 3/4 - 5	160	58	-	36	29	39				
1 7/8 - 4,5	180	65	-	36	29	41,5				
2 - 4,5	180	65	-	40	32	44,5				

Einsatzgebiete / *Range of application* *Utilisations / Campo d'impiego*		V I	M II	F III	SATZ ST
	A	1.1-1.3	1.1-1.3	1.1-1.3	1.1-1.3
	R				
	F				
	N				
	S				
	H				

BSW

BS 84

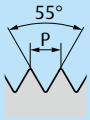

DIN 371 ≈

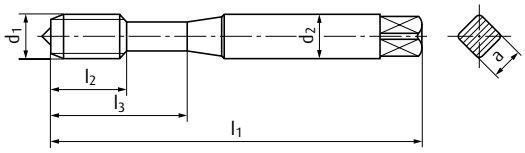

DIN 376 ≈

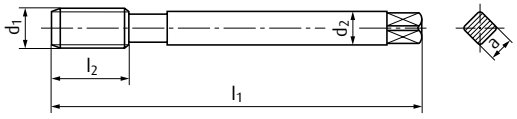

Bestell-Nr. / *Cat. No. / No. de Cat. / Cat. Nr.*	6080/7080	6560/7560	6640/7640	6642/7642		
Typ / *Type / Type / Tipo*	STABIL ST	STABIL UNI	SALOREX ST	SALOREX UNI		
Lochform / *Hole type / Types de trous / Forma dei fori*	max. 4 x D	max. 4 x D	max. 3 x D	max. 3 x D		
Oberfläche / *Surface / Surface / Superficie*		nit-vap		vap		
Toleranz / *Tolerance / Tolérance / Tolleranza*	med	med	med	med		
Anschnitt-Form / *Chamfer form / Forme d'entrée / Forma d'imbocco*	B / 4-5	B / 4-5	C / 2-3	C / 2-3		

	d_1	- P/1"	l_1	l_2	l_3	d_2	a		HSSE	HSSE	HSSE	HSSE		
DIN 371 ≈	1/16	- 60	40	6	-	2,5	2,1	1,15						
	3/32	- 48	50	9	-	2,8	2,1	1,85						
	1/8	- 40	56	11	18	3,5	2,7	2,55	**6080AB7AA**	**6560ABUAA**	**6640AB2AA**	**6642AB6AA**		
	5/32	- 32	63	13	21	4,5	3,4	3,2						
	3/16	- 24	70	15	25	6	4,9	3,7	**6080AB9AA**	**6560ABWAA**	**6640AB3AA**	**6642AB7AA**		
	7/32	- 24	80	16	30	6	4,9	4,5						
	1/4	- 20	80	17	30	7	5,5	5,1	**6080ACBAA**	**6560ABXAA**	**6640AB4AA**	**6642AB8AA**		
	5/16	- 18	90	20	35	8	6,2	6,5	**6080ACCAA**	**6560ABYAA**	**6640AB5AA**	**6642AB9AA**		
	3/8	- 16	100	22	39	10	8	7,9	**6080ACDAA**	**6560ABZAA**	**6640AB6AA**	**6642ACAAA**		
DIN 376 ≈	7/16	- 14	100	22	-	8	6,2	9,25	**7080A1961**	**7560F0037**	**7640A3606**	**7642A3906**		
	1/2	- 12	110	25	-	9	7	10,5	**7080AELAA**	**7560AEMAA**	**7640AB3AA**	**7642ACHAA**		
	9/16	- 12	110	26	-	11	9	12						
	5/8	- 11	110	27	-	12	9	13,5	**7080AENAA**	**7560AENAA**	**7640AB4AA**	**7642ACIAA**		
	3/4	- 10	125	30	-	14	11	16,4	**7080AEPAA**	**7560AEPAA**	**7640AB5AA**	**7642ACJAA**		
	7/8	- 9	140	32	-	18	14,5	19,25						
	1	- 8	160	36	-	18	14,5	22	**7080AERAA**	**7560AERAA**	**7640AB7AA**	**7642ACLAA**		
	1 1/8	- 7	180	40	-	22	18	24,75	**7080AESAA**		**7640A1960**			
	1 1/4	- 7	180	40	-	22	18	27,75	**7080AETAA**		**7640A1961**			
	1 3/8	- 6	200	50	-	28	22	30,5	**7080AEUAA**		**7640A1962**			
	1 1/2	- 6	200	50	-	28	22	33,5	**7080AEVAA**		**7640A1963**			
	1 3/4	- 5	220	58	-	36	29	39						
	2	- 4,5	250	65	-	40	32	44,5						

Einsatzgebiete / *Range of application Utilisations / Campo d'impiego*						
A	1.1-1.3	1.1-1.4	1.1-1.3	1.1-1.4		
R		1.1		1.1		
F	2.1		2.1			
N	2.2		2.2			
S						
H						

Service Kontakt: **solutions@noris-reime.de**

Das REIME Team steht Ihnen bei der Lösung Ihrer Zerspanungsaufgabe gerne zur Seite.
The REIME team will be happy to solve your threading problems.
L'équipe de REIME se tient à votre disposition pour résoudre vos problèmes de filetage.
Il team REIME sarà lieto di risolvere i vostri problemi di filettatura.

REIME NORIS
MADE IN GERMANY