

Unified-Gewinde UN... ASME B-1.1

Unified threads UN... ASME B-1.1
Filetage américain UN... ASME B-1.1
Filettatura UN... ASME B-1.1

UNC
UN-8
UNJC
UNF
UNEF
UNJF

Satz-Gewindebohrer

Set of taps *Jeu de tarauds* *Serie di maschi*

REIME NORIS

UNC
ASME-B1.1

≈ DIN 352

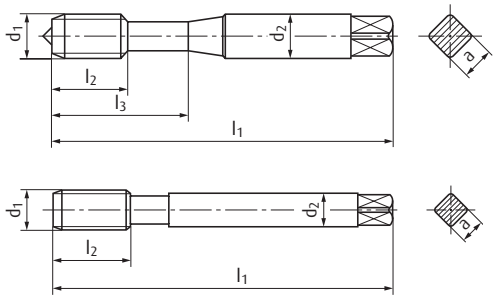

Bestell-Nr. / *Cat. No. / No. de Cat. / Cat. Nr.*	5000	5000	5000	5000
Typ / *Type / Type / Tipo*	V I	M II	F III	SATZ ST
Lochform / *Hole type / Types de trous / Forma dei fori*	max. 2 x D	max. 2 x D	max. 2 x D	max. 2 x D
Oberfläche / *Surface / Surface / Superficie*				
Toleranz / *Tolerance / Tolérance / Tolleranza*	-	-	2BX	2BX
Anschnitt-Form / *Chamfer form / Forme d'entrée / Forma d'imbocco*	A / 5-6	D / 3-4	C / 2-3	C / 2-3

d_1	- P/1"	l_1	l_2	l_3	d_2	a		HSSE	HSSE	HSSE	HSSE
Nr. 1	- 64	36	8	-	2,8	2,1	1,55	**5000AS8AA**	**5000A1256**	**5000BAQAA**	**5000A1231**
Nr. 2	- 56	36	9	-	2,8	2,1	1,85	**5000ATBAA**	**5000A1257**	**5000BATAA**	**5000A1232**
Nr. 3	- 48	40	9	-	2,8	2,1	2,1	**5000ATEAA**	**5000A1258**	**5000BAWAA**	**5000A1233**
Nr. 4	- 40	40	10	18	3,5	2,7	2,35	**5000ATHAA**	**5000A1259**	**5000BAZAA**	**5000A1234**
Nr. 6	- 32	45	11	20	4	3	2,85	**5000ATNAA**	**5000A1261**	**5000BA5AA**	**5000A1236**
Nr. 8	- 32	45	12	22	4,5	3,4	3,5	**5000ATRAA**	**5000A1262**	**5000BA8AA**	**5000A1237**
Nr. 10	- 24	50	14	25	6	4,9	3,9	**5000ATXAA**	**5000A1263**	**5000BBEAA**	**5000A1238**
Nr. 12	- 24	56	16	28	6	4,9	4,5				
1/4	- 20	56	16	28	6	4,9	5,1	**5000ARYAA**	**5000A1265**	**5000A9FAA**	**5000A1240**
5/16	- 18	63	20	-	6	4,9	6,6	**5000AR1AA**	**5000A1266**	**5000A9IAA**	**5000A1241**
3/8	- 16	70	22	-	7	5,5	8	**5000AR4AA**	**5000A1267**	**5000A9LAA**	**5000A1242**
7/16	- 14	70	22	-	8	6,2	9,4	**5000AR7AA**	**5000A1268**	**5000A9PAA**	**5000A1243**
1/2	- 13	75	25	-	9	7	10,8	**5000ASAAA**	**5000A1269**	**5000A9SAA**	**5000A1244**
9/16	- 12	80	26	-	11	9	12,2				
5/8	- 11	80	27	-	12	9	13,5	**5000ASGAA**	**5000A1271**	**5000A9YAA**	**5000A1246**
3/4	- 10	95	32	-	14	11	16,5	**5000ASJAA**	**5000A1272**	**5000A91AA**	**5000A1247**
7/8	- 9	100	32	-	18	14,5	19,5				
1	- 8	110	36	-	18	14,5	22,25	**5000ASQAA**	**5000A1274**	**5000A97AA**	**5000A1249**
1 1/8	- 7	125	40	-	22	18	25				
1 1/4	- 7	125	40	-	22	18	28	**5000ASWAA**	**5000A1276**	**5000BADAA**	**5000A1251**
1 3/8	- 6	150	50	-	28	22	30,75				
1 1/2	- 6	150	50	-	28	22	34	**5000AS2AA**	**5000A1278**	**5000BAJAA**	**5000A1253**
1 3/4	- 5	160	58	-	36	29	39,5	**5000AS5AA**	**5000A1279**	**5000BAMAA**	**5000A1254**
2	- 4,5	180	65	-	40	32	45	**5000ATUAA**	**5000A1280**	**5000BBBAA**	**5000A1255**

Einsatzgebiete / *Range of application* *Utilisations / Campo d'impiego*					
	A	1.1-1.3	1.1-1.3	1.1-1.3	1.1-1.3
	R				
	F				
	N				
	S				
	H				

ERGO Satz-Gewindebohrer

ERGO set of taps *ERGO jeu de tarauds* *ERGO serie di maschi*

REIME NORIS

UNC
ASME-B1.1

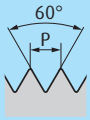

≈ **DIN 352**

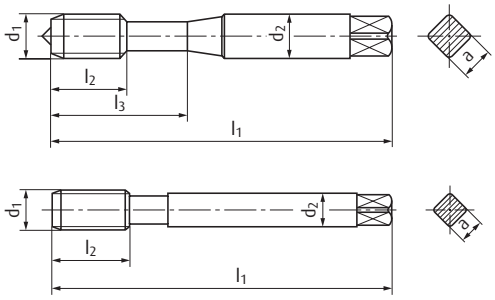



Bestell-Nr. / *Cat. No. / No. de Cat. / Cat. Nr.*								5020	5020	5020	5020
Typ / *Type / Type / Tipo*								**Nr.1**	**Nr.2**	**Nr.3**	**SATZ ERGO**
Lochform / *Hole type / Types de trous / Forma dei fori*								max. 2 x D	max. 2 x D	max. 2 x D	max. 2 x D
Oberfläche / *Surface / Surface / Superficie*											
Toleranz / *Tolerance / Tolérance / Tolleranza*								-	-	2BX	2BX
Anschnitt-Form / *Chamfer form / Forme d'entrée / Forma d'imbocco*								C / 2-3	C / 2-3	C / 2-3	C / 2-3
d_1	- P/1"	l_1	l_2	l_3	d_2	a		HSSE	HSSE	HSSE	HSSE
Nr. 1	- 64	36	8	-	2,8	2,1	1,55				
Nr. 2	- 56	36	9	-	2,8	2,1	1,85				
Nr. 3	- 48	40	9	-	2,8	2,1	2,1				
Nr. 4	- 40	40	10	18	3,5	2,7	2,35				
Nr. 6	- 32	45	11	20	4	3	2,85				
Nr. 8	- 32	45	12	22	4,5	3,4	3,5				
Nr. 10	- 24	50	14	25	6	4,9	3,9				
Nr. 12	- 24	56	16	28	6	4,9	4,5				
1/4	- 20	56	16	28	6	4,9	5,1	**5020AQYAA**	**5020AQZAA**	**5020AQ0AA**	**5020AQXAA**
5/16	- 18	63	20	-	6	4,9	6,6	**5020AQ2AA**	**5020AQ3AA**	**5020AQ4AA**	**5020AQ1AA**
3/8	- 16	70	22	-	7	5,5	8	**5020AQ6AA**	**5020AQ7AA**	**5020AQ8AA**	**5020AQ5AA**
7/16	- 14	70	22	-	8	6,2	9,4	**5020ARAAA**	**5020ARBAA**	**5020ARCAA**	**5020AQ9AA**
1/2	- 13	75	25	-	9	7	10,8	**5020AREAA**	**5020ARFAA**	**5020ARGAA**	**5020ARDAA**
9/16	- 12	80	26	-	11	9	12,2				
5/8	- 11	80	27	-	12	9	13,5	**5020ARIAA**	**5020ARJAA**	**5020ARKAA**	**5020ARHAA**
3/4	- 10	95	32	-	14	11	16,5	**5020ARMAA**	**5020ARNAA**	**5020ARPAA**	**5020ARLAA**
7/8	- 9	100	32	-	18	14,5	19,5				
1	- 8	110	36	-	18	14,5	22,25	**5020ARVAA**	**5020ARWAA**	**5020ARXAA**	**5020ARUAA**
1 1/8	- 7	125	40	-	22	18	25				
1 1/4	- 7	125	40	-	22	18	28				
1 3/8	- 6	150	50	-	28	22	30,75				
1 1/2	- 6	150	50	-	28	22	34				
1 3/4	- 5	160	58	-	36	29	39,5				
2	- 4,5	180	65	-	40	32	45				

Einsatzgebiete / *Range of application Utilisations / Campo d'impiego*					
	A	1.4	1.4	1.4	1.4
	R	1.1-1.2	1.1-1.2	1.1-1.2	1.1-1.2
	F	1.1-1.3	1.1-1.3	1.1-1.3	1.1-1.3
	N				
	S	1.1/2.1-2.2	1.1/2.1-2.2	1.1/2.1-2.2	1.1/2.1-2.2
	H				

Der Führungszapfen des Nr.1 gewährleistet ein fluchtendes Anschneiden.
La partie pilote de l'ébaucher assure un parfait centrage.

The guide journal of No.1 ensures a flush lead.
Il primo maschio della serie è munito di guida che assicura la centricità della filettatura con il preforo.

Maschinen-Gewindebohrer

Machine taps *Tarauds machine* *Maschi a macchina*

REIME NORIS

UNC
ASME-B1.1

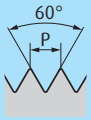

≈ DIN 371

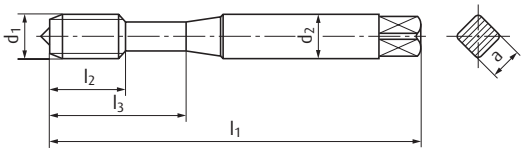

≈ DIN 376

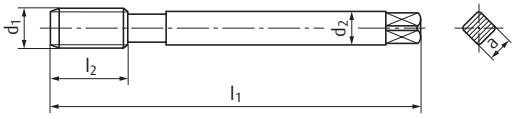



Bestell-Nr. / *Cat. No. / No. de Cat. / Cat. Nr.*	6103/7103	6200/7200	6080/7080	6080/7080	6084/7084	6084/7084
Typ / *Type / Type / Tipo*	TWIN HR	TWIN GG	STABIL ST	STABIL ST	STABIL Ti	STABIL Ti
Lochform / *Hole type / Types de trous / Forma dei fori*	max. 2 x D	max. 2 x D	max. 4 x D	max. 4 x D	max. 4 x D	max. 4 x D
Oberfläche / *Surface / Surface / Superficie*	nit	nit			vap	TiN
Toleranz / *Tolerance / Tolérance / Tolleranza*	2BX	2BX	2B	3B	2BX	2BX
Anschnitt-Form / *Chamfer form / Forme d'entrée / Forma d'imbocco*	C / 2-3	C / 2-3	B / 4-5	B / 4-5	B / 4-5	B / 4-5

	d_1	- P/1"	l_1	l_2	l_3	d_2	a		HSSE	HSSE	HSSE	HSSE	HSS-PS	HSS-PS
≈ DIN 371	Nr. 1	- 64	45	7	-	2,8	2,1	1,55						
	Nr. 2	- 56	45	7	-	2,8	2,1	1,85			6080ACYAA			
	Nr. 3	- 48	50	9	14	2,8	2,1	2,1						
	Nr. 4	- 40	56	11	18	3,5	2,7	2,35	6103A1054	6200A1087	6080AC0AA		6084A2045	6084A2053
	Nr. 6	- 32	56	12	20	4	3	2,85	6103A1056	6200A1089	6080AC2AA	6080A2084	6084A2046	6084A2054
	Nr. 8	- 32	63	13	21	4,5	3,4	3,5	6103A1057	6200A1090	6080AC3AA	6080A2085	6084A2047	6084A2055
	Nr. 10	- 24	70	15	25	6	4,9	3,9	6103A1058	6200AA9AA	6080AC4AA	6080A2086	6084A2048	6084A2056
	Nr. 12	- 24	80	16	30	6	4,9	4,5						
	1/4	- 20	80	17	30	7	5,5	5,1	6103A1060	6200ABBAA	6080AC6AA	6080A2088	6084A2049	6084A2057
	5/16	- 18	90	20	35	8	6,2	6,6	6103A1061	6200ABCAA	6080AC7AA	6080A2089	6084A2050	6084A2058
	3/8	- 16	100	22	39	10	8	8	6103A1062	6200ABDAA	6080AC8AA	6080A2090	6084A2051	6084A2059
≈ DIN 376	1/4	- 20	80	17	-	4,5	3,4	5,1			7080A1985			
	5/16	- 18	90	20	-	6	4,9	6,6			7080A1987			
	3/8	- 16	100	22	-	7	5,5	8			7080A1989			
	7/16	- 14	100	22	-	8	6,2	9,4	7103A1063		7080B0491	7080A2092		
	1/2	- 13	110	25	-	9	7	10,8	7103A1065	7200ACPAA	7080AGKAA	7080A2093	7084A2052	7084A2060
	9/16	- 12	110	26	-	11	9	12,2	7103A1066	7200A1099				
	5/8	- 11	110	27	-	12	9	13,5	7103A1067	7200ACQAA	7080AGMAA	7080A2095		
	3/4	- 10	125	30	-	14	11	16,5	7103A1068	7200ACRAA	7080AGNAA	7080A2096		
	7/8	- 9	140	32	-	18	14,5	19,5	7103A1069	7200ACSAA	7080AGPAA			
	1	- 8	160	36	-	18	14,5	22,25	7103A1070	7200ACTAA	7080AGQAA			
	1 1/8	- 7	180	40	-	22	18	25						
	1 1/4	- 7	180	40	-	22	18	28			7080AGSAA			
	1 3/8	- 6	200	50	-	28	22	30,75						
	1 1/2	- 6	200	50	-	28	22	34			7080AGUAA			
	1 3/4	- 5	220	58	-	36	29	39,5			7080AGVAA			
	2	- 4,5	250	65	-	40	32	45			7080AGWAA			

Einsatzgebiete / *Range of application* *Utilisations / Campo d'impiego*						
A	1.4-1.5		1.1-1.3	1.1-1.3	1.5	1.5
R					1.1-1.2	1.1-1.3
F	1.1-1.2	1.1-1.2	2.1	2.1		
N	1.4-1.5/2.3/2.6/4.1	1.4-1.5/2.3/2.6/4.1	2.2	2.2		2.6
S					1.1/2.1/2.2	1.1/2.1-2.2
H						

Maschinen-Gewindebohrer

Machine taps *Tarauds machine* *Maschi a macchina*

REIME NORIS

UNC
ASME-B1.1

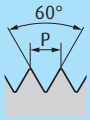

≈ DIN 371

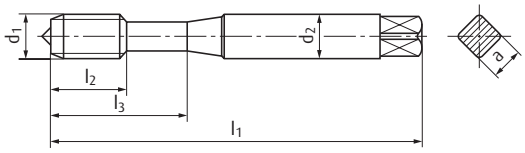

≈ DIN 376

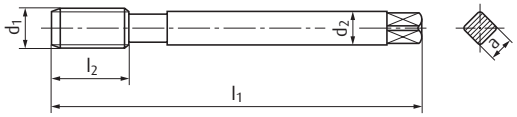



Bestell-Nr. / Cat. No. / No. de Cat. / Cat. Nr.	6535/7535	6560/7560	6560/7560	6600/7600	6614/7614	6640/7640
Typ / *Type / Type / Tipo*	STABIL VA	STABIL UNI	STABIL UNI	SL15 ST	SL30 Ti	SALOREX ST
Lochform / *Hole type / Types de trous / Forma dei fori*	max. 4 x D	max. 4 x D	max. 4 x D	max. 2 x D	max. 2 x D	max. 3 x D
Oberfläche / *Surface / Surface / Superficie*	nit	nit-vap	nit-vap		vap	
Toleranz / *Tolerance / Tolérance / Tolleranza*	2B	2B	3B	2B	2BX	2B
Anschnitt-Form / *Chamfer form / Forme d'entrée / Forma d'imbocco*	B / 4-5	B / 4-5	B / 4-5	C / 2-3	C / 2-3	C / 2-3
	HSSE	HSSE	HSSE	HSSE	HSS-PS	HSSE

	d_1	P/1"	l_1	l_2	l_3	d_2	a		6535/7535	6560/7560	6560/7560	6600/7600	6614/7614	6640/7640
≈ DIN 371	Nr. 1	64	45	7	-	2,8	2,1	1,55						
	Nr. 2	56	45	7	-	2,8	2,1	1,85		**6560AB1AA**				**6640A3618**
	Nr. 3	48	50	9	14	2,8	2,1	2,1						
	Nr. 4	40	56	11	18	3,5	2,7	2,35		**6560AB3AA**			**6614ABKAA**	**6640A3620**
	Nr. 6	32	56	12	20	4	3	2,85	**6535AAPAA**	**6560AB5AA**	**6560ACCAA**		**6614ABMAA**	**6640A3622**
	Nr. 8	32	63	13	21	4,5	3,4	3,5	**6535AAQAA**	**6560AB6AA**	**6560ACDAA**		**6614ABNAA**	**6640ACRAA**
	Nr. 10	24	70	15	25	6	4,9	3,9	**6535AARAA**	**6560AB7AA**			**6614ABPAA**	**6640ACSAA**
	Nr. 12	24	80	16	30	6	4,9	4,5		**6560AB8AA**				
	1/4	20	80	17	30	7	5,5	5,1	**6535AATAA**	**6560AB9AA**	**6560ACFAA**		**6614ABRAA**	**6640ACUAA**
	5/16	18	90	20	35	8	6,2	6,6	**6535AAUAA**	**6560ABNAA**			**6614AA5AA**	**6640ACVAA**
	3/8	16	100	22	39	10	8	8	**6535AAVAA**	**6560ABPAA**				**6640ACWAA**
≈ DIN 376	1/4	20	80	17	-	4,5	3,4	5,1						**7640A3627**
	5/16	18	90	20	-	6	4,9	6,6						**7640A3629**
	3/8	16	100	22	-	7	5,5	8						**7640A3631**
	7/16	14	100	22	-	8	6,2	9,4	**7535A2012**	**7560A2395**		**7600A3290**		**7640A3632**
	1/2	13	110	25	-	9	7	10,8	**7535AA3AA**	**7560AC7AA**		**7600AHPAA**		**7640ADEAA**
	9/16	12	110	26	-	11	9	12,2						
	5/8	11	110	27	-	12	9	13,5	**7535AA5AA**	**7560AC8AA**		**7600AHRAA**		**7640ADGAA**
	3/4	10	125	30	-	14	11	16,5	**7535AA6AA**	**7560AC9AA**		**7600AHSAA**		**7640ADHAA**
	7/8	9	140	32	-	18	14,5	19,5	**7535AA7AA**	**7560ADAAA**		**7600AHTAA**		**7640ADIAA**
	1	8	160	36	-	18	14,5	22,25	**7535AA8AA**	**7560AB9AB**		**7600AHUAA**		**7640ADJAA**
	1 1/8	7	180	40	-	22	18	25						**7640ADKAA**
	1 1/4	7	180	40	-	22	18	28				**7600AHWAA**		**7640ADLAA**
	1 3/8	6	200	50	-	28	22	30,75						**7640ADMAA**
	1 1/2	6	200	50	-	28	22	34				**7600AHYAA**		**7640ADNAA**
	1 3/4	5	220	58	-	36	29	39,5						**7640A3650**
	2	4,5	250	65	-	40	32	45						**7640A3651**

Einsatzgebiete / *Range of application Utilisations / Campo d'impiego*	6535/7535	6560/7560	6560/7560	6600/7600	6614/7614	6640/7640
A	1.3-1.4	1.1-1.4	1.1-1.4	1.1-1.3	1.5	1.1-1.3
R	1.1-1.2	1.1	1.1		1.2-1.3	
F				2.1		2.1
N				2.2		2.2
S					2.1-2.2	
H						

Maschinen-Gewindebohrer

Machine taps *Tarauds machine* *Maschi a macchina*

REIME NORIS

UNC
ASME-B1.1

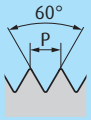

≈ DIN 371

≈ DIN 376

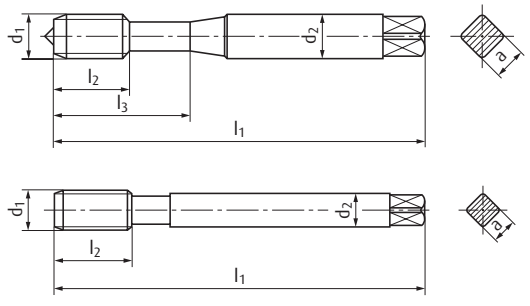



Bestell-Nr. / *Cat. No. / No. de Cat. / Cat. Nr.*									**6640/7640**	**6642/7642**	**6645/7645**	**6645/7645**			
Typ / *Type / Type / Tipo*									**SALOREX ST**	**SALOREX UNI**	**SALOREX VA**	**SALOREX VA**			
Lochform / *Hole type / Types de trous / Forma dei fori*									max. 3 x D	max. 3 x D	max. 3 x D	max. 3 x D			
Oberfläche / *Surface / Surface / Superficie*										vap	vap	TIN-GS			
Toleranz / *Tolerance / Tolérance / Tolleranza*									3B	2B	2B	2B			
Anschnitt-Form / *Chamfer form / Forme d'entrée / Forma d'imbocco*									C / 2-3	C / 2-3	C / 2-3	E / 1,5-2			
	d_1	- P/1"	l_1	l_2	l_3	d_2	a		HSSE	HSSE	HSSE	HSSE			
≈ DIN 371	Nr. 1	- 64	45	7	-	2,8	2,1	1,55							
	Nr. 2	- 56	45	7	-	2,8	2,1	1,85		**6642AINAA**		**6645B0249**			
	Nr. 3	- 48	50	9	14	2,8	2,1	2,1							
	Nr. 4	- 40	56	11	18	3,5	2,7	2,35	**6640A3724**	**6642ADZAA**		**6645B0250**			
	Nr. 6	- 32	56	12	20	4	3	2,85	**6640AC3AA**	**6642ACMAA**	**6645AARAA**	**6645B0251**			
	Nr. 8	- 32	63	13	21	4,5	3,4	3,5	**6640AC4AA**	**6642ACNAA**	**6645AAWAA**	**6645B0252**			
	Nr. 10	- 24	70	15	25	6	4,9	3,9	**6640AC5AA**	**6642ACPAA**	**6645AA6AA**	**6645B0253**			
	Nr. 12	- 24	80	16	30	6	4,9	4,5							
	1/4	- 20	80	17	30	7	5,5	5,1	**6640AC7AA**	**6642ACRAA**	**6645AA2AA**	**6645B0254**			
	5/16	- 18	90	20	35	8	6,2	6,6	**6640AC8AA**	**6642ACSAA**	**6645AAJAA**	**6645B0255**			
	3/8	- 16	100	22	39	10	8	8	**6640AC9AA**	**6642ACTAA**	**6645ABDAA**	**6645B0256**			
≈ DIN 376	1/4	- 20	80	17	-	4,5	3,4	5,1							
	5/16	- 18	90	20	-	6	4,9	6,6							
	3/8	- 16	100	22	-	7	5,5	8				**7645B0622**			
	7/16	- 14	100	22	-	8	6,2	9,4	**7640A3734**	**7642A4100**	**7645A4049**	**7645B0623**			
	1/2	- 13	110	25	-	9	7	10,8	**7640A3735**	**7642ADIAA**	**7645ABTAA**	**7645B0624**			
	9/16	- 12	110	26	-	11	9	12,2		**7642ADYAA**					
	5/8	- 11	110	27	-	12	9	13,5	**7640A3737**	**7642ADJAA**	**7645AAPAA**	**7645B0625**			
	3/4	- 10	125	30	-	14	11	16,5	**7640A3738**	**7642ADKAA**	**7645AAUAA**	**7645B0626**			
	7/8	- 9	140	32	-	18	14,5	19,5		**7642ADLAA**					
	1	- 8	160	36	-	18	14,5	22,25		**7642ADMAA**	**7645ABCAA**	**7645B0627**			
	1 1/8	- 7	180	40	-	22	18	25							
	1 1/4	- 7	180	40	-	22	18	28							
	1 3/8	- 6	200	50	-	28	22	30,75							
	1 1/2	- 6	200	50	-	28	22	34							
	1 3/4	- 5	220	58	-	36	29	39,5							
	2	- 4,5	250	65	-	40	32	45							

Einsatzgebiete / *Range of application* *Utilisations / Campo d'impiego*							
	A	1.1-1.3	1.1-1.4	1.3-1.4	1.3-1.4		
	R		1.1	1.1-1.2	1.1-1.2		
	F	2.1					
	N	2.2			2.4-2.5		
	S						
	H						

SPANLOS Gewindeformer

SPANLOS cold forming taps *SPANLOS tarauds à refouler* *SPANLOS maschi a rullare*

UNC
ASME-B1.1

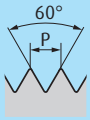

≈ DIN 2174

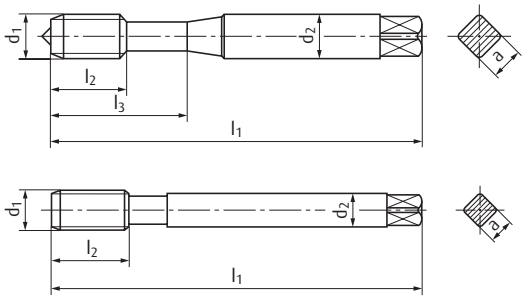



Bestell-Nr. / *Cat. No. / No. de Cat. / Cat. Nr.*	6960/7960	6970/7970	69BC/79BC			
Typ / *Type / Type / Tipo*	SPANLOS EC	SPANLOS EC SN	SPANLOS NEO CNC SN			
Lochform / *Hole type / Types de trous / Forma dei fori*	max. 1,5 x D	max. 3 x D	max. 3 x D			
Oberfläche / *Surface / Surface / Superficie*	TiN	TiN	TiN			
Toleranz / *Tolerance / Tolérance / Tolleranza*	2BX	2BX	2BX			
Anschnitt-Form / *Chamfer form / Forme d'entrée / Forma d'imbocco*	C / 2-3	C / 2-3	C / 2-3			

≈ DIN 2174

d_1 - P/1"	l_1	l_2	l_3	d_2	a		HSSE	HSSE	HSS-PS			
Nr. 1 - 64	45	7	-	2,8	2,1	1,67						
Nr. 2 - 56	45	7	-	2,8	2,1	1,97						
Nr. 3 - 48	50	9	14	2,8	2,1	2,26						
Nr. 4 - 40	56	11	18	3,5	2,7	2,55	**6960AAJAC**	**6970AAZAA**	**69BCF0012**			
Nr. 6 - 32	56	12	20	4	3	3,15	**6960ABMAA**	**6970AA1AA**	**69BCF0034**			
Nr. 8 - 32	63	13	21	4,5	3,4	3,8	**6960ABNAA**	**6970AA2AA**	**69BCF0035**			
Nr. 10 - 24	70	15	25	6	4,9	4,35	**6960ABPAA**	**6970AA3AA**	**69BCF0036**			
Nr. 12 - 24	80	16	30	6	4,9	5						
1/4 - 20	80	17	30	7	5,5	5,75	**6960ABRAA**	**6970AA5AA**	**69BCF0037**			
5/16 - 18	90	20	35	8	6,2	7,3	**6960ABSAA**	**6970AA6AA**	**69BCF0038**			
3/8 - 16	100	22	39	10	8	8,8	**6960ABTAA**	**6970AA7AA**	**69BCF0039**			

≈ DIN 2174

7/16 - 14	100	22	-	8	6,2	10,25	**7960A4848**	**7970A4993**	**79BCF0019**			
1/2 - 13	110	25	-	9	7	11,8	**7960A4850**	**7970A4994**	**79BCF0020**			
9/16 - 12	110	26	-	11	9	13,3						
5/8 - 11	110	27	-	12	9	14,8	**7960A4852**	**7970A4997**				
3/4 - 10	125	30	-	14	11	17,85	**7960A4853**	**7970A4998**				
7/8 - 9	140	32	-	18	14,5	20,9						
1 - 8	160	36	-	18	14,5	23,9						

Einsatzgebiete / *Range of application Utilisations / Campo d'impiego*						
A	1.1-1.4	1.1-1.4	1.1-1.5			
R	1.1-1.2	1.1-1.2	1.1-1.2			
F	1.2/2.1	1.2/2.1	1.2/2.1			
N	1.4-1.5	1.4-1.5	1.4-1.5			
S			1.1/2.1			
H						

INNENSPAN Maschinen-Gewindebohrer

INNENSPAN machine taps *INNENSPAN tarauds machine* *INNENSPAN maschi a macchina*

Bestell-Nr. / *Cat. No. / No. de Cat. / Cat. Nr.*	**7682**
Typ / *Type / Type / Tipo*	**INNENSPAN massiv**

UNC

ASME-B1.1

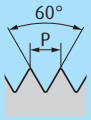

≈ **DIN 376**

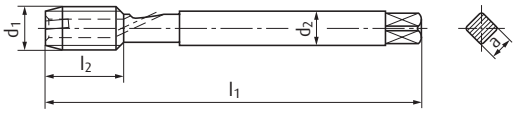

Lochform / *Hole type / Types de trous / Forma dei fori*	max. 1,5 x D 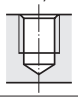
Oberfläche / *Surface / Surface / Superficie*	vap
Toleranz / *Tolerance / Tolérance / Tolleranza*	2BX
Anschnitt-Form / *Chamfer form / Forme d'entrée / Forma d'imbocco*	C / 2-3

≈ **DIN 376**

d_1	- P/1"	l_1	l_2	l_3	d_2	a		HSSE
3/4	- 10	125	32	-	14	11	16,5	**7682ACXAC**
1	- 8	160	36	-	20	16	22,25	**7682AC8AA**
1 1/8	- 7	180	45	-	22	18	25	
1 1/4	- 7	180	45	-	25	20	28	
1 1/2	- 6	200	52	-	32	24	34	

Einsatzgebiete / *Range of application Utilisations / Campo d'impiego*	
A	1.1-1.4
R	1.1
F	1.1-2.1
N	1.1-1-5/2.2-2.6
S	
H	

Bestell-Nr. / *Cat. No. / No. de Cat. / Cat. Nr.*	**7642**
Typ / *Type / Type / Tipo*	**SALOREX UNI**

UN-8

ASME-B1.1

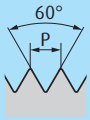

≈ **DIN 374**

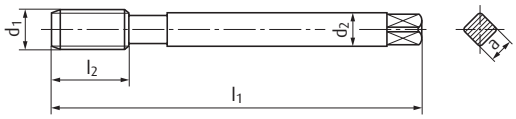

Lochform / *Hole type / Types de trous / Forma dei fori*	max. 2 x D 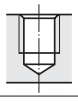
Oberfläche / *Surface / Surface / Superficie*	vap
Toleranz / *Tolerance / Tolérance / Tolleranza*	2B
Anschnitt-Form / *Chamfer form / Forme d'entrée / Forma d'imbocco*	C / 2-3

≈ **DIN 374**

d_1	- P/1"	l_1	l_2	l_3	d_2	a		HSSE
1 1/8	- 8	180	30	-	22	18	25,4	**7642AXQAA**
1 1/4	- 8	180	30	-	22	18	28,6	**7642AXRAA**
1 1/2	- 8	200	30	-	28	22	35	**7642AHSAA**
1 3/4	- 8	200	30	-	36	29	41,3	**7642AXUAA**
1 7/8	- 8	225	33	-	36	29	44,5	
2	- 8	225	33	-	40	32	47,7	**7642AXWAA**

Einsatzgebiete / *Range of application Utilisations / Campo d'impiego*	
A	1.1-1.4
R	1.1
F	
N	
S	
H	

INNENSPAN Maschinen-Gewindebohrer

INNENSPAN machine taps *INNENSPAN tarauds machine* *INNENSPAN maschi a macchina*

UN-8

ASME-B1.1

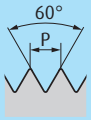

≈ DIN 374

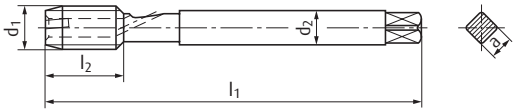

R-Norm

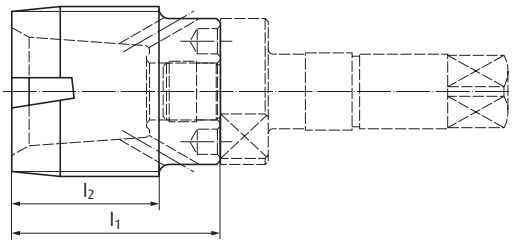

Bestell-Nr. / *Cat. No. / No. de Cat. / Cat. Nr.*								**7682**	**7692**
Typ / *Type / Type / Tipo*								**INNENSPAN massiv**	**INNENSPAN Aufsteck**
Lochform / *Hole type / Types de trous / Forma dei fori*								max. 1,5 x D	max. 1,5 x D
Oberfläche / *Surface / Surface / Superficie*								vap	vap
Toleranz / *Tolerance / Tolérance / Tolleranza*								2BX	2BX
Anschnitt-Form / *Chamfer form / Forme d'entrée / Forma d'imbocco*								C / 2-3	C / 2-3
	d_1	- P/1"	l_1	l_2	l_3	d_2	a	HSSE	HSSE
DIN 374	1 1/8	- 8	180	40	-	22	18	25,5	**7682F0037**
	1 1/4	- 8	180	45	-	25	20	28,75	**7682F0038**
	1 1/2	- 8	200	45	-	32	24	35	**7682F0040**
	1 3/4	- 8	200	50	-	36	29	41,5	
	2	- 8	225	50	-	40	32	47,75	**7682F0044**
R-Norm	2 1/8	- 8	54	36	-	I L	-	51	
	2 1/4	- 8	64	40	-	II L	-	54	**7692E7218**
	2 1/2	- 8	67	40	-	III L	-	60,5	**7692E7219**
	2 3/4	- 8	67	40	-	III L	-	66,75	
	3	- 8	74	45	-	IV L	-	73	

Aufsteckschäfte siehe Seite 166
Detachable shanks, see page 166
Queues diverses, voir page 166
Ulteriori atacchi, vedi pagina 166

Einsatzgebiete / *Range of application Utilisations / Campo d'impiego*		
A	1.1-1.4	1.1-1.4
R	1.1	1.1
F	1.1-2.1	1.1-2.1
N	1.1-1-5/2.2-2.6	1.1-1-5/2.2-2.6
S		
H		

REIME NORIS

UNJC

ASME-B1.15 + ISO 3161

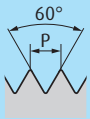

≈ DIN 371

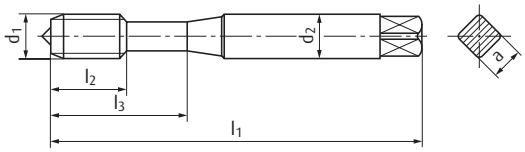

Bestell-Nr. / *Cat. No. / No. de Cat. / Cat. Nr.*	6504	6604
Typ / *Type / Type / Tipo*	DL15 Ti	SL15 Ti
Lochform / *Hole type / Types de trous / Forma dei fori*	max. 4 x D	max. 2 x D 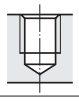
Oberfläche / *Surface / Surface / Superficie*	TiCN	TiCN
Toleranz / *Tolerance / Tolérance / Tolleranza*	3BX	3BX
Anschnitt-Form / *Chamfer form / Forme d'entrée / Forma d'imbocco*	D / 4-5	C / 2-3

≈ DIN 371

d_1	- P/1"	l_1	l_2	l_3	d_2	a		HSSE	HSSE
Nr. 4	- 40	56	11	18	3,5	2,7	2,3	**6504B0102**	**6604B0144**
Nr. 6	- 32	56	12	20	4	3	2,85	**6504B0103**	**6604B0145**
Nr. 8	- 32	63	13	21	4,5	3,4	3,5	**6504B0104**	**6604B0146**
Nr. 10	- 24	70	15	25	6	4,9	3,9	**6504B0105**	**6604B0147**
1/4	- 20	80	17	30	7	5,5	5,25	**6504B0106**	**6604B0148**
5/16	- 18	90	20	35	8	6,2	6,7	**6504B0107**	**6604B0149**
3/8	- 16	100	22	39	10	8	8,1	**6504B0108**	**6604B0150**

Einsatzgebiete / *Range of application Utilisations / Campo d'impiego*			
A	1.5	1.5	
R	1.2-1.3	1.2-1.3	
F			
N	2.4-2.5	2.4-2.5	
S	1.1-1.2/2.1-2.2	1.1-1.2/2.1-2.2	
H			

Satz-Gewindebohrer

Set of taps *Jeu de tarauds* *Serie di maschi*

REIME NORIS

Bestell-Nr. / *Cat. No. / No. de Cat. / Cat. Nr.*	5000	5000		5000
Typ / *Type / Type / Tipo*	V I	F II		SATZ ST

UNF
ASME-B1.1

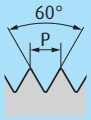

DIN 2181

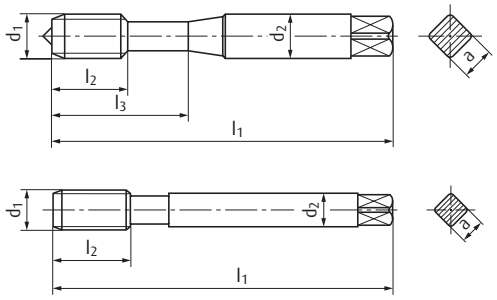

Lochform / *Hole type / Types de trous / Forma dei fori*	max. 2 x D	max. 2 x D		max. 2 x D
Oberfläche / *Surface / Surface / Superficie*				
Toleranz / *Tolerance / Tolérance / Tolleranza*	-	2BX		2BX
Anschnitt-Form / *Chamfer form / Forme d'entrée / Forma d'imbocco*	D / 3-4	C / 2-3		C / 2-3

d_1	- P/1"	l_1	l_2	l_3	d_2	a		HSSE	HSSE		HSSE
Nr. 1	- 72	36	8	-	2,8	2,1	1,55	**5000AVDAA**	**5000A8NAA**		**5000A8LAA**
Nr. 2	- 64	36	9	-	2,8	2,1	1,85	**5000AVGAA**	**5000A8RAA**		**5000A8PAA**
Nr. 4	- 48	40	10	18	3,5	2,7	2,4	**5000AVMAA**	**5000A8XAA**		**5000A8VAA**
Nr. 5	- 44	40	10	18	3,5	2,7	2,7				
Nr. 6	- 40	45	11	20	4	3	2,95	**5000AVTAA**	**5000A83AA**		**5000A81AA**
Nr. 8	- 36	45	12	22	4,5	3,4	3,5	**5000AVWAA**	**5000A86AA**		**5000A84AA**
Nr. 10	- 32	50	14	25	6	4,9	4,1	**5000AVZAA**	**5000A89AA**		**5000A87AA**
1/4	- 28	56	16	28	6	4,9	5,5	**5000AT3AA**	**5000A7DAA**		**5000A7BAA**
5/16	- 24	63	17	-	6	4,9	6,9	**5000AT6AA**	**5000A7GAA**		**5000A7EAA**
3/8	- 24	63	18	-	7	5,5	8,5	**5000AT9AA**	**5000A7JAA**		**5000A7HAA**
7/16	- 20	70	22	-	8	6,2	9,9	**5000AUCAA**	**5000A7MAA**		**5000A7KAA**
1/2	- 20	70	20	-	9	7	11,5	**5000AUFAA**	**5000A7QAA**		**5000A7NAA**
9/16	- 18	70	20	-	11	9	12,9				
5/8	- 18	70	20	-	12	9	14,5	**5000AULAA**	**5000A7WAA**		**5000A7UAA**
3/4	- 16	80	22	-	14	11	17,5	**5000AUPAA**	**5000A7ZAA**		**5000A7XAA**
7/8	- 14	80	22	-	18	14,5	20,4				
1	- 12	90	22	-	18	14,5	23,25	**5000AUVAA**	**5000A75AA**		**5000A73AA**
1 1/8	- 12	90	22	-	22	18	26,5	**5000AUYAA**	**5000A78AA**		**5000A76AA**
1 1/4	- 12	90	22	-	22	18	29,5	**5000AU1AA**	**5000A8BAA**		**5000A79AA**
1 3/8	- 12	125	30	-	28	22	32,75	**5000AU4AA**	**5000A8EAA**		**5000A8CAA**
1 1/2	- 12	125	30	-	28	22	36	**5000AU7AA**	**5000A8HAA**		**5000A8FAA**

Einsatzgebiete / *Range of application* *Utilisations / Campo d'impiego*					
	A	1.1-1.3	1.1-1.3		1.1-1.3
	R				
	F				
	N				
	S				
	H				

ERGO Satz-Gewindebohrer

ERGO set of taps *ERGO jeu de tarauds* *ERGO serie di maschi*

REIME NORIS

UNF
ASME-B1.1

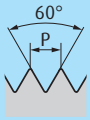

≈ **DIN 2181**

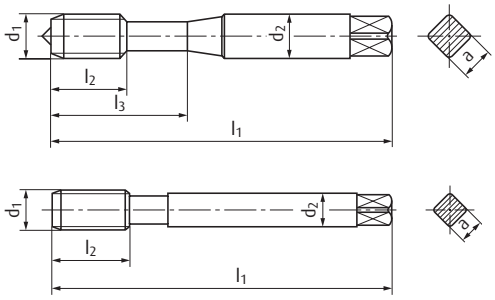

Bestell-Nr. / *Cat. No. / No. de Cat. / Cat. Nr.*								**5020**	**5020**	**5020**	**5020**
Typ / *Type / Type / Tipo*								**Nr.1**	**Nr.2**	**Nr.3**	**SATZ ERGO**
Lochform / *Hole type / Types de trous / Forma dei fori*								max. 2 x D	max. 2 x D	max. 2 x D	max. 2 x D
Oberfläche / *Surface / Surface / Superficie*											
Toleranz / *Tolerance / Tolérance / Tolleranza*								-	-	2BX	2BX
Anschnitt-Form / *Chamfer form / Forme d'entrée / Forma d'imbocco*								C / 2-3	C / 2-3	C / 2-3	C / 2-3
d_1	- P/1"	l_1	l_2	l_3	d_2	a		HSSE	HSSE	HSSE	HSSE
Nr. 10	- 32	50	14	25	6	4,9	4,1				
1/4	- 28	56	16	28	6	4,9	5,5	**5020AN0AA**	**5020AN2AA**	**5020AN1AA**	**5020ANZAA**
5/16	- 24	63	17	-	6	4,9	6,9	**5020AN4AA**	**5020AN6AA**	**5020AN5AA**	**5020AN3AA**
3/8	- 24	63	18	-	7	5,5	8,5	**5020AN8AA**	**5020APAAA**	**5020AN9AA**	**5020AN7AA**
7/16	- 20	70	22	-	8	6,2	9,9	**5020APCAA**	**5020APEAA**	**5020APDAA**	**5020APBAA**
1/2	- 20	70	20	-	9	7	11,5	**5020APGAA**	**5020APIAA**	**5020APHAA**	**5020APFAA**
9/16	- 18	70	20	-	11	9	12,9				
5/8	- 18	70	20	-	12	9	14,5	**5020APKAA**	**5020APMAA**	**5020APLAA**	**5020APJAA**
3/4	- 16	80	22	-	14	11	17,5	**5020APPAA**	**5020APRAA**	**5020APQAA**	**5020APNAA**
7/8	- 14	80	22	-	18	14,5	20,4				
1	- 12	90	22	-	18	14,5	23,25	**5020APXAA**	**5020APZAA**	**5020APYAA**	**5020APWAA**
1 1/8	- 12	90	22	-	22	18	26,5				
1 1/4	- 12	90	22	-	22	18	29,75				
1 3/8	- 12	125	30	-	28	22	33				

Einsatzgebiete / *Range of application Utilisations / Campo d'impiego*					
A	1.4	1.4	1.4	1.4
R	1.1-1.2	1.1-1.2	1.1-1.2	1.1-1.2
F	1.1-1.3	1.1-1.3	1.1-1.3	1.1-1.3
N				
S	1.1/2.1-2.2	1.1/2.1-2.2	1.1/2.1-2.2	1.1/2.1-2.2
H				

Der Führungszapfen des Nr.1 gewährleistet ein fluchtendes Anschneiden.
La partie pilote de l'ébaucher assure un parfait centrage.

The guide journal of No.1 ensures a flush lead.
Il primo maschio della serie è munito di guida che assicura la centricità della filettatura con il preforo.

Maschinen-Gewindebohrer

Machine taps *Tarauds machine* *Maschi a macchina*

REIME NORIS

UNF
ASME-B1.1

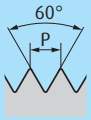

≈ DIN 371

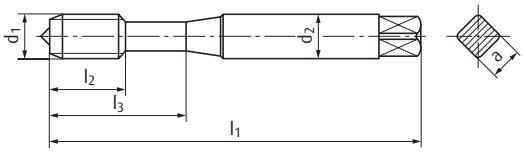

≈ DIN 374

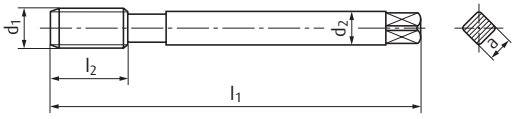



Bestell-Nr. / Cat. No. / No. de Cat. / Cat. Nr.	6103/7103	6200/7200	6080/7080	6080/7080	6084/7084	6084/7084
Typ / Type / Type / Tipo	TWIN HR	TWIN GG	STABIL ST	STABIL ST	STABIL Ti	STABIL Ti
Lochform / Hole type / Types de trous / Forma dei fori	max. 2 x D	max. 2 x D	max. 4 x D	max. 4 x D	max. 4 x D	max. 4 x D
Oberfläche / Surface / Surface / Superficie	nit	nit			vap	TiN
Toleranz / Tolerance / Tolérance / Tolleranza	2BX	2BX	2B	3B	2BX	2BX
Anschnitt-Form / Chamfer form / Forme d'entrée / Forma d'imbocco	C / 2-3	C / 2-3	B / 4-5	B / 4-5	B / 4-5	B / 4-5

	d_1	- P/1"	l_1	l_2	l_3	d_2	a		HSSE	HSSE	HSSE	HSSE	HSS-PS	HSS-PS
≈ DIN 371	Nr. 0	- 80	40	6	-	2,5	2,1	1,25						
	Nr. 1	- 72	45	7	-	2,8	2,1	1,55						
	Nr. 2	- 64	45	7	12	2,8	2,1	1,85			6080ACPAA			
	Nr. 4	- 48	56	11	18	3,5	2,7	2,4	6103A1071	6200A1104	6080ACRAA		6084A2067	6084A2076
	Nr. 5	- 44	56	11	18	3,5	2,7	2,7					6084A2068	6084A2077
	Nr. 6	- 40	56	12	20	4	3	2,95	6103A1073	6200A1106	6080ACTAA	6080A2097	6084A2069	6084A2078
	Nr. 8	- 36	63	13	21	4,5	3,4	3,5	6103A1074	6200A1107	6080ACUAA	6080A2098	6084A2070	6084A2079
	Nr. 10	- 32	70	15	25	6	4,9	4,1	6103A1075	6200AA6AA	6080ACVAA	6080A2099	6084A2071	6084A2080
	1/4	- 28	80	17	30	7	5,5	5,5	6103A1077	6200AA8AA	6080ACXAA	6080A2101	6084A2072	6084A2081
	5/16	- 24	90	17	35	8	6,2	6,9	6103A1078	6200A1111	6080A2018	6080A2102	6084A2073	6084A2082
	3/8	- 24	90	18	35	10	8	8,5	6103A1079	6200A1112	6080A2020	6080A2103	6084A2074	6084A2083
≈ DIN 374	1/4	- 28	80	17	-	4,5	3,4	5,5			7080A2017			
	5/16	- 24	90	17	-	6	4,9	6,9			7080AF7AA			
	3/8	- 24	90	18	-	7	5,5	8,5			7080AF8AA			
	7/16	- 20	100	22	-	8	6,2	9,9	7103A1080	7200ACHAA	7080AF9AA	7080A2105	7084A2089	7084A2094
	1/2	- 20	100	22	-	9	7	11,5	7103A1081	7200ACIAA	7080AGAAA	7080A2106	7084A2075	7084A2084
	9/16	- 18	100	22	-	11	9	12,9	7103A1082	7200A1115				
	5/8	- 18	100	22	-	12	9	14,5	7103A1083	7200ACKAA	7080AGCAA	7080A2108		
	3/4	- 16	110	25	-	14	11	17,5	7103A1084	7200ACLAA	7080AGDAA	7080A2109		
	7/8	- 14	125	25	-	18	14,5	20,4	7103A1085	7200ACMAA	7080AGEAA			
	1	- 12	140	28	-	18	14,5	23,25	7103A1086	7200ACNAA	7080AGFAA			
	1 1/8	- 12	150	28	-	22	18	26,5			7080AGGAA			
	1 1/4	- 12	150	28	-	22	18	29,5			7080AGHAA			
	1 3/8	- 12	170	30	-	28	22	32,75			7080AGIAA			
	1 1/2	- 12	170	30	-	28	22	36			7080AGJAA			

Einsatzgebiete / Range of application / Utilisations / Campo d'impiego						
A	1.4-1.5		1.1-1.3	1.1-1.3	1.5	1.5
R					1.1-1.2	1.1-1.3
F	1.1-1.2	1.1-1.2	2.1	2.1		
N	1.4-1.5/2.3/2.6/4.1	1.4-1.5/2.3/2.6/4.1	2.2	2.2		2.6
S					1.1/2.1/2.2	1.1/2.1-2.2
H						

Maschinen-Gewindebohrer

Machine taps *Tarauds machine* *Maschi a macchina*

REIME NORIS

UNF
ASME-B1.1

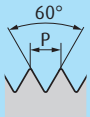

DIN 371 ≈

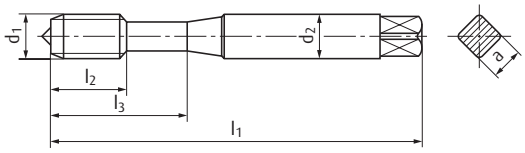

DIN 374 ≈

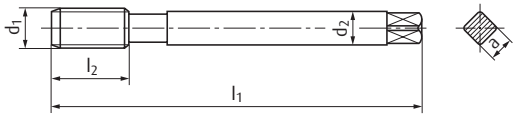



Bestell-Nr. / *Cat. No. / No. de Cat. / Cat. Nr.*	6560/7560	6600/7600	6607/7607	6614/7614	6614/7614	6640/7640
Typ / *Type / Type / Tipo*	STABIL UNI	SL15 ST	SL15 Ni	SL30 TI	SL30 Ti	SALOREX ST
Lochform / *Hole type / Types de trous / Forma dei fori*	max. 4 x D	max. 2 x D	max. 2 x D	max. 2 x D	max. 2 x D	max. 3 x D
Oberfläche / *Surface / Surface / Superficie*	nit-vap		TiCN	vap	vap	
Toleranz / *Tolerance / Tolérance / Tolleranza*	2B	2B	3B	2BX	3BX	2B
Anschnitt-Form / *Chamfer form / Forme d'entrée / Forma d'imbocco*	B / 4-5	C / 2-3	C / 2-3	C / 2-3	C / 2-3	C / 2-3
	HSSE	HSSE	HSS-PS	HSS-PS	HSS-PS	HSSE

	d_1	- P/1"	l_1	l_2	l_3	d_2	a		6560/7560	6600/7600	6607/7607	6614/7614	6614/7614	6640/7640
DIN 371 ≈	Nr. 0	- 80	40	6	-	2,5	2,1	1,25						
	Nr. 1	- 72	45	7	-	2,8	2,1	1,55						
	Nr. 2	- 64	45	7	12	2,8	2,1	1,85						6640A3652
	Nr. 4	- 48	56	11	18	3,5	2,7	2,4	6560ACLAA					6640A3654
	Nr. 5	- 44	56	11	18	3,5	2,7	2,7						
	Nr. 6	- 40	56	12	20	4	3	2,95	6560ACNAA					6640ACGAA
	Nr. 8	- 36	63	13	21	4,5	3,4	3,5	6560ACPAA					6640ACHAA
	Nr. 10	- 32	70	15	25	6	4,9	4,1	6560ABCAA		6607AALAA	6614ABHAA	6614AB3AA	6640ACIAA
	1/4	- 28	80	17	30	7	5,5	5,5	6560ABBAA		6607AAHAA	6614ABJAA	6614AB5AA	6640ACKAA
	5/16	- 24	90	17	35	8	6,2	6,9	6560A2429			6614AA9AA	6614ACAAA	6640A3662
	3/8	- 24	90	18	35	10	8	8,5	6560F0052			6614ABAAA	6614ACBAA	6640A3665
DIN 374 ≈	1/4	- 28	80	17	-	4,5	3,4	5,5						7640A3661
	5/16	- 24	90	17	-	6	4,9	6,9						7640AC1AA
	3/8	- 24	90	18	-	7	5,5	8,5						7640AC2AA
	7/16	- 20	100	22	-	8	6,2	9,9	7560AEZAA	7600AHDAA				7640AC3AA
	1/2	- 20	100	22	-	9	7	11,5	7560AE0AA	7600AHEAA				7640AC4AA
	9/16	- 18	100	22	-	11	9	12,9	7560AE1AA					7640AC5AA
	5/8	- 18	100	22	-	12	9	14,5	7560AE2AA	7600AHGAA				7640AC6AA
	3/4	- 16	110	25	-	14	11	17,5	7560AE3AA	7600AHHAA				7640AC7AA
	7/8	- 14	125	25	-	18	14,5	20,4	7560AE4AA					7640AC8AA
	1	- 12	140	28	-	18	14,5	23,25	7560AAMAA	7600AHJAA				7640AC9AA
	1 1/8	- 12	150	28	-	22	18	26,5	7560AE5AA	7600AHKAA				7640ADAAA
	1 1/4	- 12	150	28	-	22	18	29,75	7560AE6AA	7600AHLAA				7640ADBAA
	1 3/8	- 12	170	30	-	28	22	32,75	7560AE7AA	7600AHMAA				7640ADCAA
	1 1/2	- 12	170	30	-	28	22	36		7600AHNAA				7640A3678

Einsatzgebiete / *Range of application Utilisations / Campo d'impiego*	6560/7560	6600/7600	6607/7607	6614/7614	6614/7614	6640/7640
A	1.1-1.4	1.1-1.3		1.5	1.5	1.1-1.3
R	1.1			1.2-1.3	1.2-1.3	
F		2.1				2.1
N		2.2				2.2
S			1.2-1.3/2.2	2.1-2.2	2.1-2.2	
H			1.1			

Maschinen-Gewindebohrer

Machine taps *Tarauds machine* *Maschi a macchina*

REIME NORIS

UNF
ASME-B1.1

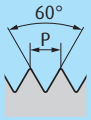

≈ DIN 371

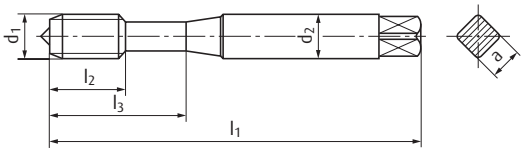

≈ DIN 374

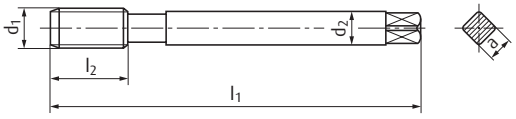



Bestell-Nr. / *Cat. No. / No. de Cat. / Cat. Nr.*	6640/7640	6642/7642	6642/7642	6645/7645		
Typ / *Type / Type / Tipo*	SALOREX ST	SALOREX UNI	SALOREX UNI	SALOREX VA		
Lochform / *Hole type / Types de trous / Forma dei fori*	max. 3 x D	max. 3 x D	max. 3 x D	max. 3 x D		
Oberfläche / *Surface / Surface / Superficie*		vap	vap	vap		
Toleranz / *Tolerance / Tolérance / Tolleranza*	3B	2B	2B +0,05	2B		
Anschnitt-Form / *Chamfer form / Forme d'entrée / Forma d'imbocco*	C / 2-3	C / 2-3	E / 1,5-2	E / 1,5-2		

	d_1	- P/1"	l_1	l_2	l_3	d_2	a		HSSE	HSSE	HSSE	HSSE		
≈ DIN 371	Nr. 0	- 80	40	6	-	2,5	2,1	1,25						
	Nr. 1	- 72	45	7	-	2,8	2,1	1,55						
	Nr. 2	- 64	45	7	12	2,8	2,1	1,85				6645A1873		
	Nr. 4	- 48	56	11	18	3,5	2,7	2,4		6642A3939		6645A1875		
	Nr. 5	- 44	56	11	18	3,5	2,7	2,7						
	Nr. 6	- 40	56	12	20	4	3	2,95	6640ADGAA	6642ACHAA	6642A4461	6645A1877		
	Nr. 8	- 36	63	13	21	4,5	3,4	3,5	6640ADHAA	6642ACIAA	6642A4462	6645AAUAA		
	Nr. 10	- 32	70	15	25	6	4,9	4,1	6640A3741	6642ACJAA	6642A4463	6645A1871		
	1/4	- 28	80	17	30	7	5,5	5,5	6640A3743	6642ACLAA	6642A4464	6645A1872		
	5/16	- 24	90	17	35	8	6,2	6,9	6640A3744	6642A3948	6642A4465	6645A1878		
	3/8	- 24	90	18	35	10	8	8,5	6640A3745	6642A3949	6642A4466	6645A1879		
≈ DIN 374	1/4	- 28	80	17	-	4,5	3,4	5,5						
	5/16	- 24	90	17	-	6	4,9	6,9						
	3/8	- 24	90	18	-	7	5,5	8,5	7640ADQAA					
	7/16	- 20	100	22	-	8	6,2	9,9	7640ADRAA	7642ADCAA	7642A4467			
	1/2	- 20	100	22	-	9	7	11,5	7640ADSAA	7642ADDAA	7642A4468			
	9/16	- 18	100	22	-	11	9	12,9	7640A3749	7642AFNAB	7642A4469			
	5/8	- 18	100	22	-	12	9	14,5	7640A3750	7642ADEAA	7642A4470			
	3/4	- 16	110	25	-	14	11	17,5	7640A3751	7642ADFAA	7642A4471			
	7/8	- 14	125	25	-	18	14,5	20,5		7642ADGAA				
	1	- 12	140	28	-	18	14,5	23,25		7642ADHAA	7642A4472			
	1 1/8	- 12	150	28	-	22	18	26,5		7642AT0AB				
	1 1/4	- 12	150	28	-	22	18	29,75		7642ALFAA				
	1 3/8	- 12	170	30	-	28	22	33		7642AT1AB				
	1 1/2	- 12	170	30	-	28	22	36		7642AKIAA				

Einsatzgebiete / *Range of application* *Utilisations / Campo d'impiego*							
	A	1.1-1.3	1.1-1.4	1.1-1.4	1.3-1.4		
	R		1.1	1.1	1.1-1.2		
	F	2.1					
	N	2.2					
	S						
	H						

SPANLOS Gewindeformer

SPANLOS cold forming taps *SPANLOS tarauds à refouler* *SPANLOS maschi a rullare*

Bestell-Nr. / *Cat. No. / No. de Cat. / Cat. Nr.*	**6960/7960**	**6970/7970**	**69BC/79BC**			
Typ / *Type / Type / Tipo*	**SPANLOS EC**	**SPANLOS EC SN**	**SPANLOS NEO CNC SN**			

UNF
ASME-B1.1

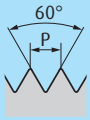

≈ DIN 2174

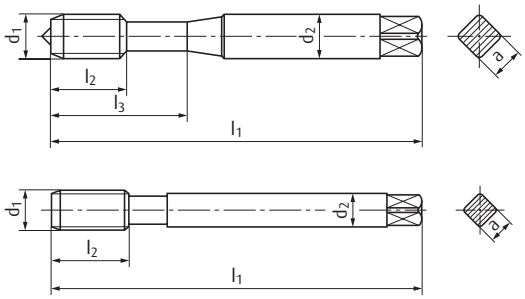



Lochform / *Hole type / Types de trous / Forma dei fori*	max. 1,5 x D	max. 3 x D	max. 3 x D			
Oberfläche / *Surface / Surface / Superficie*	TiN	TiN	TiN			
Toleranz / *Tolerance / Tolérance / Tolleranza*	2BX	2BX	2BX			
Anschnitt-Form / *Chamfer form / Forme d'entrée / Forma d'imbocco*	C / 2-3	C / 2-3	C / 2-3			

≈ DIN 2174

d_1 - P/1"	l_1	l_2	l_3	d_2	a		HSSE	HSSE	HSS-PS			
Nr. 0 - 80	40	6	-	2,5	2,1	1,25						
Nr. 1 - 72	45	7	-	2,8	2,1	1,55						
Nr. 2 - 64	45	7	12	2,8	2,1	2,02	**6960A4855**	**6970A5000**				
Nr. 4 - 48	56	11	18	3,5	2,7	2,62	**6960ABWAA**	**6970ABAAA**	**69BCF0040**			
Nr. 5 - 44	56	11	18	3,5	2,7	2,92						
Nr. 6 - 40	56	12	20	4	3	3,22	**6960ABYAA**	**6970ABCAA**				
Nr. 8 - 36	63	13	21	4,5	3,4	3,85	**6960ABZAA**	**6970ABDAA**	**69BCF0041**			
Nr. 10 - 32	70	15	25	6	4,9	4,45	**6960AB0AA**	**6970ABEAA**	**69BCF0042**			
1/4 - 28	80	17	30	7	5,5	5,95	**6960AB2AA**	**6970ABGAA**	**69BCF0043**			
5/16 - 24	90	17	35	8	6,2	7,45	**6960A4864**	**6970A5009**	**69BCF0032**			
3/8 - 24	90	18	35	10	8	9,05	**6960A4867**	**6970F0038**	**69BCF0002**			

≈ DIN 2174

7/16 - 20	100	22	-	8	6,2	10,55	**7960AAWAA**	**7970AAHAA**	**79BCF0002**		
1/2 - 20	100	22	-	9	7	12,15	**7960AAXAA**	**7970AAIAA**	**79BCF0021**		
9/16 - 18	100	22	-	11	9	13,65					
5/8 - 18	100	22	-	12	9	15,25	**7960A4871**	**7970A5017**			
3/4 - 16	110	25	-	14	11	18,35	**7960A4872**	**7970A5018**			
7/8 - 14	125	25	-	18	14,5	21,40					
1 - 12	140	28	-	18	14,5	24,45					

Einsatzgebiete / *Range of application Utilisations / Campo d'impiego*						
A	1.1-1.4	1.1-1.4	1.1-1.5			
R	1.1-1.2	1.1-1.2	1.1-1.2			
F	1.2/2.1	1.2/2.1	1.2/2.1			
N	1.4-1.5	1.4-1.5	1.4-1.5			
S			1.1/2.1			
H						

Maschinen-Gewindebohrer

Machine taps *Tarauds machine* *Maschi a macchina*

REIME NORIS

UNEF
ASME-B1.1

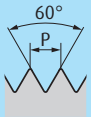

≈ DIN 374

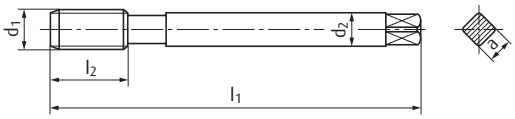

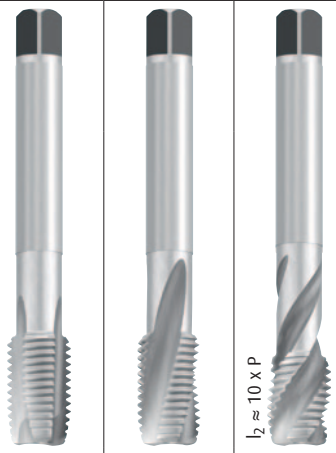

Bestell-Nr. / *Cat. No. / No. de Cat. / Cat. Nr.*	7080	7600	7640			
Typ / *Type / Type / Tipo*	STABIL ST	SL15 ST	SALOREX ST			
Lochform / *Hole type / Types de trous / Forma dei fori*	max. 4 x D	max. 2 x D	max. 3 x D			
Oberfläche / *Surface / Surface / Superficie*						
Toleranz / *Tolerance / Tolérance / Tolleranza*	2B	2B	2B			
Anschnitt-Form / *Chamfer form / Forme d'entrée / Forma d'imbocco*	B / 4-5	E / 1,5-2	C / 2-3			

≈ DIN 374

d_1	- P/1"	l_1	l_2	l_3	d_2	a		7080	7600	7640			
1/4	- 32	80	14	-	4,5	3,4	5,55	**7080AHNAA**	**7600AICAA**	**7640A3679**			
5/16	- 32	80	14	-	6	4,9	7,15	**7080AHPAA**	**7600AIDAA**	**7640A3680**			
3/8	- 32	90	18	-	7	5,5	8,7	**7080AHQAA**	**7600AIEAA**	**7640A3681**			
7/16	- 28	90	18	-	8	6,2	10,2	**7080AHRAA**	**7600AIFAA**	**7640A3682**			
1/2	- 28	100	18	-	9	7	11,8	**7080AHSAA**	**7600AIGAA**	**7640A3683**			
9/16	- 24	100	18	-	11	9	13,2	**7080AHTAA**	**7600AIHAA**	**7640A3684**			
5/8	- 24	100	18	-	12	9	14,8	**7080AHUAA**	**7600AIIAA**	**7640A3685**			
3/4	- 20	110	25	-	14	11	17,8	**7080AHVAA**	**7600A3451**	**7640A3686**			
7/8	- 20	125	25	-	18	14,5	20,95	**7080AHWAA**	**7600AIKAA**	**7640A3687**			
1	- 20	140	28	-	18	14,5	24,15	**7080AHXAA**	**7600AILAA**	**7640A3688**			

Einsatzgebiete / *Range of application* *Utilisations / Campo d'impiego*	7080	7600	7640			
A	1.1-1.3	1.1-1.3	1.1-1.3			
R						
F	2.1	2.1	2.1			
N	2.2	2.2	2.2			
S						
H						

Bestell-Nr. / *Cat. No. / No. de Cat. / Cat. Nr.*	**6504**	**6604**				
Typ / *Type / Type / Tipo*	**DL15 Ti**	**SL15 Ti**				

UNJF

ASME-B1.15 + ISO 3161

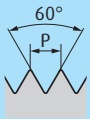

≈ **DIN 371**

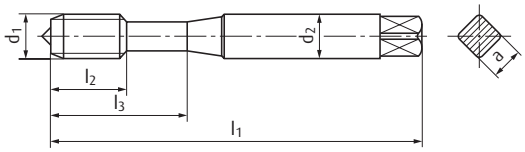

Lochform / *Hole type / Types de trous / Forma dei fori*	max. 4 x D	max. 2 x D 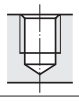				
Oberfläche / *Surface / Surface / Superficie*	TiCN	TiCN				
Toleranz / *Tolerance / Tolérance / Tolleranza*	3BX	3BX				
Anschnitt-Form / *Chamfer form / Forme d'entrée / Forma d'imbocco*	D / 4-5	C / 2-3				

≈ **DIN 371**

d_1	- P/1"	l_1	l_2	l_3	d_2	a		HSSE	HSSE				
Nr. 4	- 48	56	11	18	3,5	2,7	2,4	**6504B0109**	**6604B0151**				
Nr. 6	- 40	56	12	20	4	3	3	**6504B0110**	**6604B0152**				
Nr. 8	- 36	63	13	21	4,5	3,4	3,55	**6504B0111**	**6604B0153**				
Nr. 10	- 32	70	15	25	6	4,9	4,15	**6504B0112**	**6604B0154**				
1/4	- 28	80	17	30	7	5,5	5,55	**6504B0113**	**6604B0155**				
5/16	- 24	90	17	35	8	6,2	7	**6504B0114**	**6604B0156**				
3/8	- 24	90	18	35	10	8	8,6	**6504B0115**	**6604B0157**				

Einsatzgebiete / *Range of application Utilisations / Campo d'impiego*						
A	1.5	1.5				
R	1.2-1.3	1.2-1.3				
F						
N	2.4-2.5	2.4-2.5				
S	1.1-1.2/2.1-2.2	1.1-1.2/2.1-2.2				
H						

Service Kontakt: **solutions@noris-reime.de**

Das REIME Team steht Ihnen bei der Lösung Ihrer Zerspanungsaufgabe gerne zur Seite.
The REIME team will be happy to solve your threading problems.
L'équipe de REIME se tient à votre disposition pour résoudre vos problèmes de filetage.
Il team REIME sarà lieto di risolvere i vostri problemi di filettatura.

REIME NORIS
MADE IN GERMANY